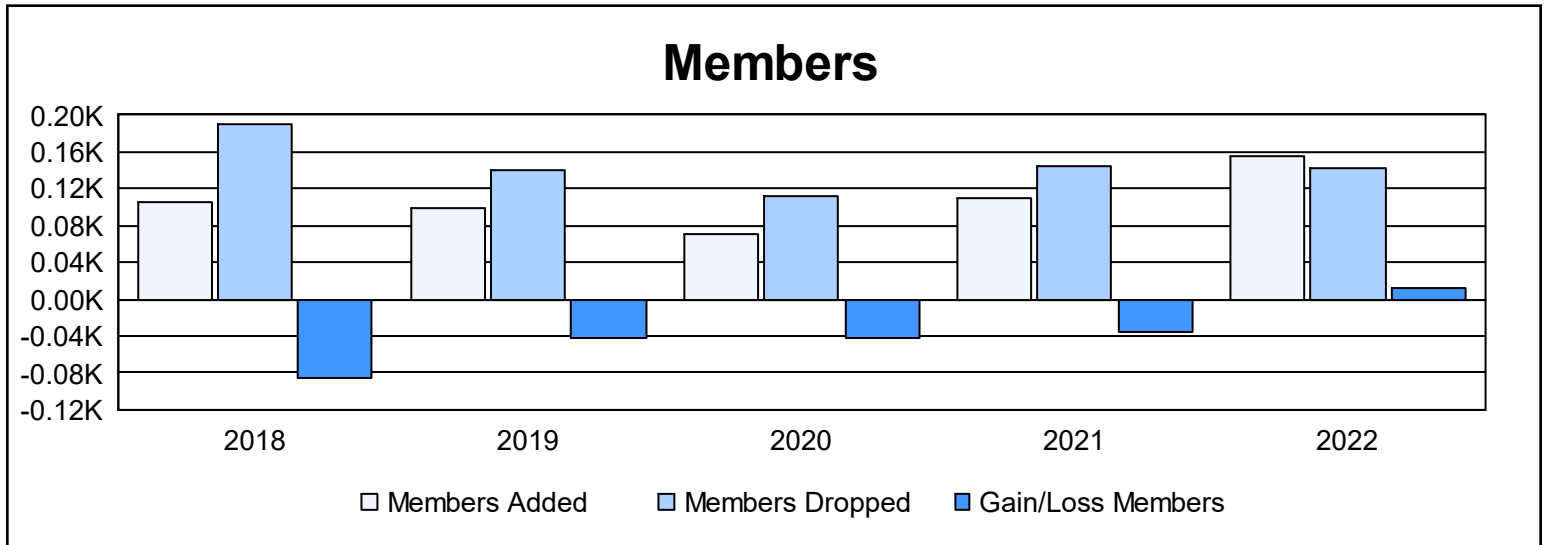
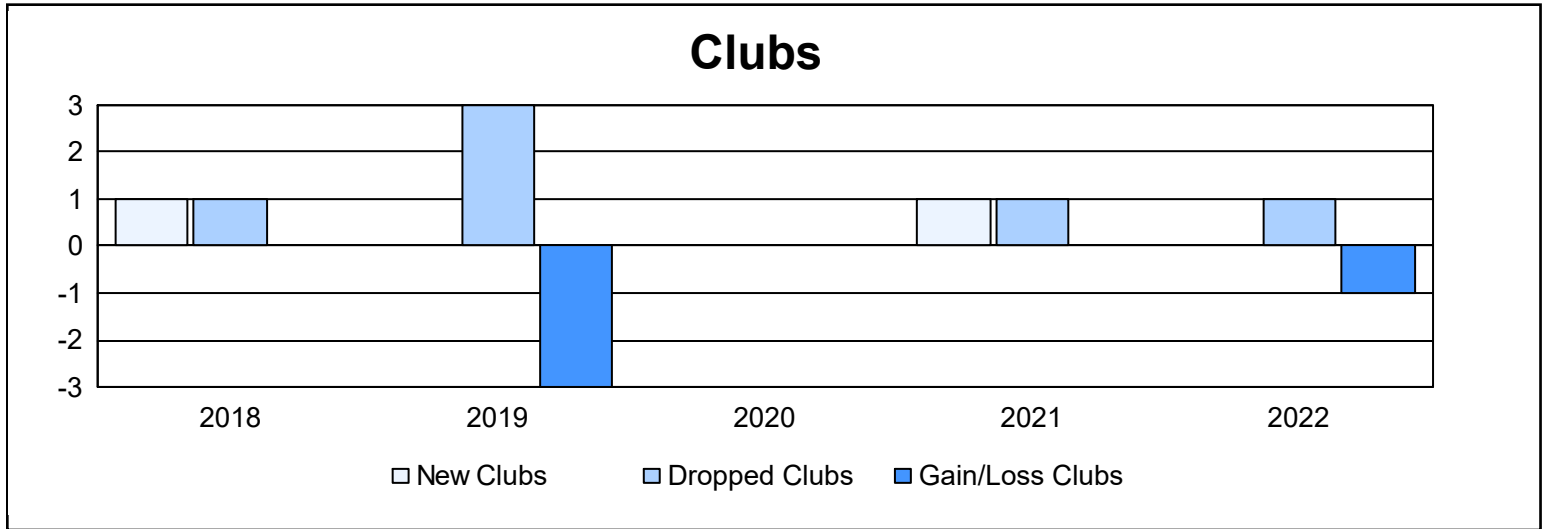
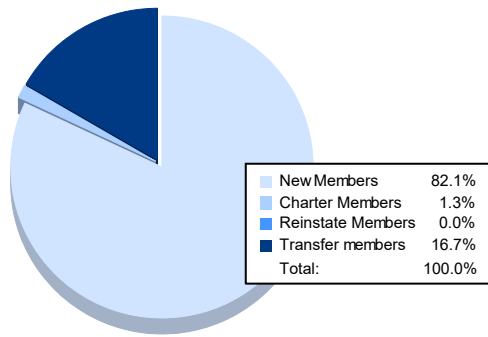


| Year | New Clubs | Dropped Clubs | Gain/ Loss Clubs | New Members | Charter Members | Reinstate Members | Transfer Members | Total Member Added | Total Members Dropped | Gain/ Loss Members |
|----------------|-----------|---------------|------------------|-------------|-----------------|-------------------|------------------|--------------------|-----------------------|--------------------|
| 2017-2018 | 1 | 1 | 0 | 80 | 21 | 0 | 5 | 106 | 191 | -85 |
| 2018-2019 | 0 | 3 | -3 | 90 | 0 | 2 | 6 | 98 | 140 | -42 |
| 2019-2020 | 0 | 0 | 0 | 67 | 0 | 1 | 2 | 70 | 113 | -43 |
| 2020-2021 | 1 | 1 | 0 | 80 | 14 | 3 | 12 | 109 | 145 | -36 |
| 2021-2022 | 0 | 1 | -1 | 128 | 2 | 0 | 26 | 156 | 143 | 13 |
| Average | 0 | 1 | -1 | 89 | 7 | 1 | 10 | 108 | 146 | -39 |



Membership Composition June 2022 Cumulative



Gender Composition June 2022 Cumulative

